

# 5021D Internal Delay System

## 18 GHz Fiber Delay Line, 250 nsec max



MICROWAVE



The 5021D-(X)11, 18 GHz fiber optic delay line delivers unmatched performance for radar testing, signal processing, phased antenna array, and phase noise testing. This rugged device eliminates many of the problems that are inherent in alternative transceiver technologies.



Ortel's fiber-optic delay lines provide bandwidth that is essentially independent of fiber length, loss or delay, and triple transit signals that are immeasurable. In addition to enhanced electrical performance, the delay lines provide several mechanical advantages. Ortel's technology takes advantage of the rigid yet flexible properties of fiber-optic cable to provide repeatable enhanced phase and group delay characteristics. The small size of these components allows for a long delay in a compact package with the superior temperature stability of fiber.

### Features

- Bandwidth to 18 GHz
- High dynamic range
- -40 to +65 C
- Delays to 250 nanoseconds
- Flat frequency response
- Low phase noise

### Ordering Information

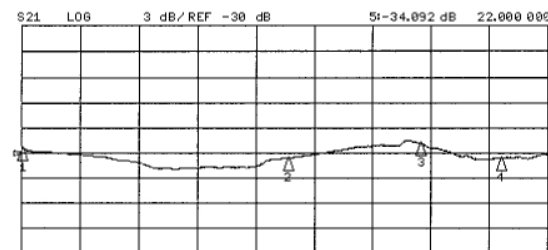
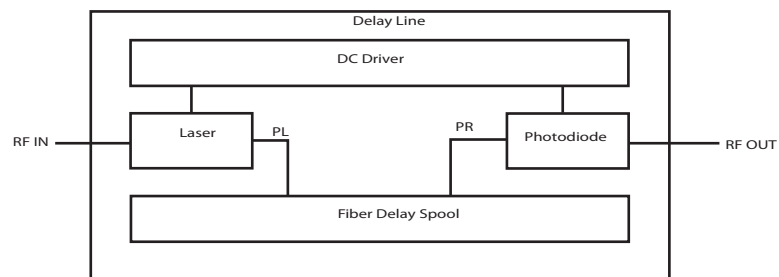
Model Number	Description
5021D-A11-XXXXXX	Delay Line, 3 GHz, SMA, Delay Time to 250 n-sec
5021D-B11-XXXXXX	Delay Line, 7 GHz, SMA, Delay Time to 250 n-sec
5021D-C11-XXXXXX	Delay Line, 13 GHz, SMA, Delay Time to 250 n-sec
5021D-D11-XXXXXX	Delay Line, 18 GHz, SMA, Delay Time to 250 n-sec

Note 1: XXXXXX designates required delay time.

example: 5021D-A11-000250 is a 3 GHz system with 250 n-sec delay

### Applications

- Radar testing
- Signal processing
- Phased antenna array
- Phase noise processing



0.05 GHz

18 GHz

# 5021D Internal Delay System

## 18 GHz Fiber Delay Line



MICROWAVE

### Absolute Maximum Ratings

Stresses in excess of the absolute maximum ratings can cause permanent damage to the device. These are absolute stress ratings only. Functional operation of the device is not implied at these or any other conditions in excess of those given in the operational sections of the data sheet. Exposure to absolute maximum ratings for extended periods can adversely affect device reliability.

Parameter	Min	Max	Unit
Operating Temperature Range of Baseplate	-40	+65	°C
Storage Temperature	-55	+85	°C
RF Input Power	-	20	dBm

### DC Interface Characteristics

Pin Number	Min	Typ	Max	Max Ripple	Current
1	14V	15V	16V	100 mV p-p	0.3 A max
2	4.5V	5V	5.5V	200 mV p-p	1.6 A max

### Pin/Package Information

Nine-Pin, Male D-sub Connector

Pin Number	Function
1	+15 Vdc
2	+5 Vdc
3	Not Used
4	Ground
5	Ground
6	Photodiode Current Monitor
7	Alarm Common
8	Laser Current Monitor
9	Alarm

### dc Monitor Voltages

- Photodiode current, pin 6:  
1V/1mA (into 1 MOhm load). Proportional to photodiode optical input power.
- Laser dc current, pin 8:  
1V/100mA (into 1 MOhm load)

### Alarm Circuits

- Summary Alarm, pins 7 & 9:
  - Closed when unit is OK. Open if fault or no DC power.
- The alarm is a dry, form A contact. The alarm is a summary of :
1. +5 VDC regulator
  2. Laser temperature
  3. Laser optical output power
  4. Photodiode optical power input

### Front Panel LEDs

- Power on
- Laser Temperature Stable
- Laser Optical Power Stable
- Photodiode Optical Input Power

# 5021D Internal Delay System

## 18 GHz Fiber Delay Line

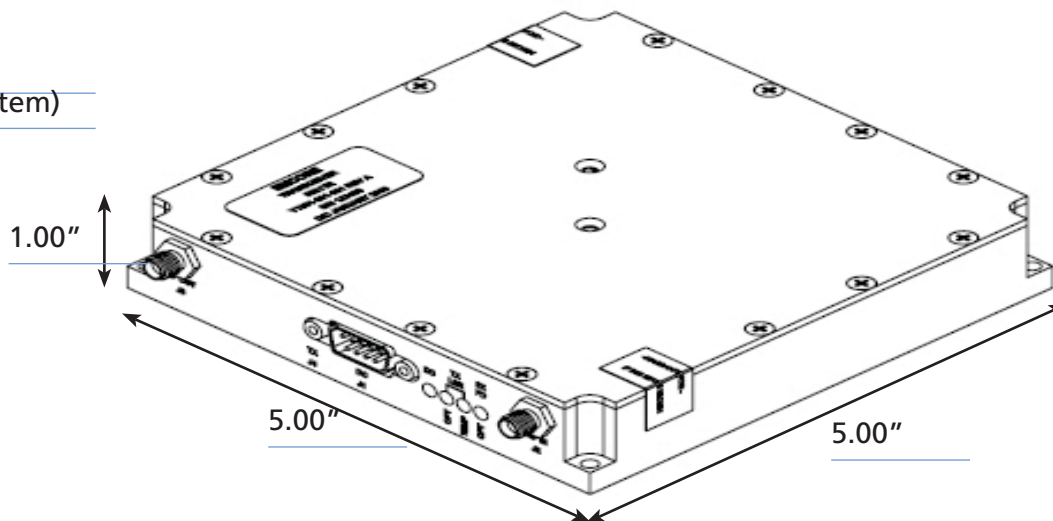
### Electrical Characteristics

Parameter	5021D-A	5021D-B	5021D-C	5021D-D	Unit
Upper Band Edge Frequency	3	7	13	18	GHz
Lower Band Edge Frequency	0.05	0.05	0.05	0.05	GHz
Amplitude Flatness	4	4	5	6	dB p-p
Delay Time	250				ns, max
Insertion Loss @ 1 GHz <sup>1</sup> 250 n-sec (-11 housing)	-37				dB, max
Input RF Return Loss, max 0.05 - 7 GHz	-7.0				dB
7- 18 GHz	-4.0				dB
Output RF Return Loss , max 0.05 - 7 GHz	-9.0				dB
10 - 18 GHz	-6.0				dB
Impedance	50				Ohm
Input 1 dB Compression, min	+20				dBm
Input Third Order Intercept, min 0.05 GHz – 3 GHz	+30				dBm
3 GHz – 18GHz	+25				dBm
Noise Figure 0.05 GHz – 3 GHz	44				dB
3 GHz – 7 GHz	50				dB
7 GHz – 13 GHz	54				dB
13 GHz – 18 GHz	59				dB

1. Shorter delay times will have lower loss

### OUTLINE DRAWING

#### Option 11 (1" Delay System)



### Laser Safety

This product emits no optical radiation, therefore it is considered eye safe. However it does contain a Class IIIB laser, so be serviced only by Emcore.

Rev: June 15, 2010